







IP Based Intrusion System With Embedded Web Server



acre security`s SPC63 control panel combines in an optimal way intrusion and access functionality in one system and can be expanded according to specific customers and project needs with up to 512 zones (8 on-board), 512 outputs (6 on-board), 32 system keypads, 64 doors, 32 verification zones. The controller provides 2 X-BUS ports (2 spurs or 1 loop), 60 areas, 2.500 users with different access levels, memory for 10'000 intrusion and 10'000 access events, integrated Web Server, 2 terminals for the pluggable PSTN and GSM/ GPRS communication options, on-board Ethernet interface.

The system is expandable to support up to 64 TwoWay wireless detectors (mixed with wired zones).

Key Numbers

-  **2500 Users**
-  **512 Zones**
-  **512 Outputs**
-  **32 Keypads**
-  **64 Doors**
-  **60 Areas**



Key Features

- ✓ On-board Ethernet
- ✓ Multi Lingual support
- ✓ EN50131 compliant
- ✓ EN50136 communications
- ✓ Long Battery capacity
- ✓ Front and back tamper
- ✓ Definable Schedules
- ✓ Cause and effect engine
- ✓ Access control functions
- ✓ Audio and Video Verification

Applications

- ✓ Commercial
- ✓ Shops & Supermarkets
- ✓ Large Domestic

Languages

- ✓ English
- ✓ German
- ✓ French
- ✓ Spanish
- ✓ Swedish
- ✓ Norwegian
- ✓ Danish
- ✓ Finnish
- ✓ Czech
- ✓ Dutch
- ✓ Flemish
- ✓ Romanian
- ✓ Italian

Features & Benefits

Communications

The SPC system provides a powerful portfolio of communication options. It is capable of offering IP based, EN50136 compatible communications along with traditional analogue communications.

Configuration

The SPC system provides a common interface to support customers, alter functionality, and configure systems across the range. Each system can be configured locally from a keypad, Windows-based software, or by connecting directly to the on-board web server. SPC Connect allows systems to be configured remotely.

Commercial

The integrated commercial capability enables you to easily configure and operate commonly used procedures for commercial applications such as intelligent handling of common areas, and additional functions for system monitoring.

Cause and Effects

The functionality of the SPC system can be extended to fit specific customer or market requirements. Various triggers from the system (e.g. zones, areas, user identifications, schedules) can be logically combined in order to activate specific processes.

User Management

The SPC system provides you with the ability to control user's intrusion and access rights. SPC offers support for a range of access readers. User's rights can be restricted by time, day or area.

Advanced Features

User Definable Functions

The functionality of the SPC system can be extended to fit specific customer or market requirements. Various triggers from the system can be logically combined in order to activate specific processes.

Remote Access Anywhere

Using SPC Connect, any IP enabled SPC panel can be remotely accessed, providing remote access to customers to the web interface and mobile app access.

Technical Data

CONTROLLER DETAILS

Type	License upgrade for SPC53 controller
Areas	60
Supported Zones max. (wired & wireless)	512
Number of on-board zones	8
EOL Resistor	Dual 4k7 (default), other resistor combinations configurable
Supported Outputs max.	512
Outputs on PCB	6
Number of on-board relay outputs	2 (x 30V/3A resistive switching current)
Number of on-board open collector outputs	4 open collectors; internal bell, external bell, plus 2 freely programmable (each supplied via auxiliary output)
Log Intrusion	10000
Log Access	10000
Calendars	64
Triggers	1024
Mapping Gates	512
Virtual Zones	100
Supported Active Languages / System	English + 4
Security Grade	Grade 3
Power Supply	Type A (per EN50131-1)
Mains Voltage	230VAC, + 10% / -15%, 50/60Hz
Mains Fuse	500mA T (replaceable part on mains terminal block)

USER CREDENTIALS

Users	2500
Paces	250
Access Cards	2500
SMS	100
Web Passwords	100
User Profiles	100

CONNECTIVITY

Web Server	embedded
RS232	1
USB Interface	1 (micro USB)
Ethernet	1 x 10/100 Base-T full duplex

X-BUS

X-BUS Interface	2
X-BUS Devices max.	128
X-BUS Keypads	32
X-BUS I/O Expanders	64
X-BUS Door Expanders	32

ACCESS CONTROL

Doors Controllers	32
Card Readers max.	64
Supported Card Technologies	Mifare, Classic 1k, Cotag, DESfire, EM4102, Wiegand (26 & 37 bits, HID Corp 1000)

2-WAY WIRELESS

Wireless Gateways	1
Wireless Keypads	4
Wireless Repeaters	4
Wireless Detectors max.	64
Wireless output devices max. bells/strobes (int./ext.)	16
FOBs max.	20

TRANSMISSION

IP dialer EDP / FlexC	on-board
Internal modem ports max.	2 (for PSTN/GSM/Wireless)
FlexC max. no. of supported ATS	10
FlexC max. no. of supported ATP	30
Event Profile	20
Event Exceptions	100
Command Profiles	10

ALARM VERIFICATION

Verification Zones	32
IP Cameras	4
Video	Up to 16 pre/16 post event images (by JPEG resolution 640 x 480, max. 1 frame/sec.)
Audio	Up to 60sec. pre/60sec. post audio recording
X-BUS Audio expanders max. SPC340 / SPC341 / SPCV440	32
Audio Satellites max.	3 per Audio expander

ELECTRICAL AND ENCLOSURE DETAILS

Operating current min.	40mA at 230V AC
Operating current max.	149mA at 12V DC
Quiescent current min.	38mA at 230V AC
Quiescent current max.	135mA at 12V DC
Output Voltage	13,8V DC in normal conditions (mains powered and fully charged battery), min. 10V DC when powered by secondary device (before system shut down to battery deep discharge protection)
Peak to Peak ripple	Max. 5% of output voltage
Auxiliary Power (nominal)	Max. 1900mA at 12V DC
Supported Battery capacity	17Ah
Battery Type (Battery not supplied)	YUASA NP17-12FR (12V/17Ah) - NF PowerSonic PS12170 (12V/17Ah) YUASA Yucel Y17-12IFR (12V/17Ah) Genesis NP18-12R (12V/17,2Ah)
Battery Charger	Max. 24h to 80% of battery capacity
Battery Protection	Current limited to 3A (fuse protected), deep discharge protection at 10V DC +/- 3%
Tamper Contact	Front spring tamper, 2 auxiliary tamper contact inputs. For back tamper protection, use SPCY130.
Bootup Time before Fully Operational	< 15 sec
Software Update	Local and remote upgrade for controller, peripherals and GSM/PTSN modems.
Calibration	No calibration checks required (calibrated at manufacturing)
Serviceable Parts	Fuse 500mA T (replaceable part on mains terminal block)
Operating Temperature	-10 to +55°C
Relative Humidity	Max. 93% (non condensing)
Colour	RAL 9003 (signal white)
Weight	5.380kg
Dimensions (W x H x D)	326 x 415 x 114mm
IP/IK Rating	IP30/IK06
Housing	Hinged metal housing (1.2mm mild steel)
Housing can contain up to	4 additional expanders (size 150 x 82mm)